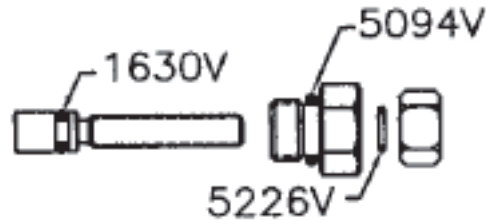
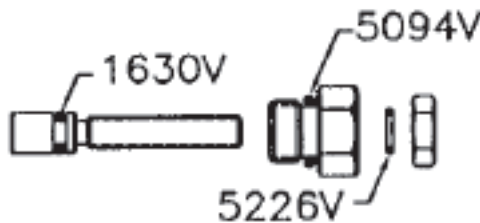


Kit # 5131V - UV-5A, T & TC Viton Seal Kit

NOTE: We do not recommend rebuilding the DSC adjuster of the UV-5ATC valve in the field.



DT Adjuster Assembly
5137A

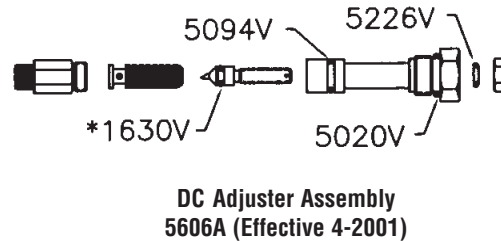
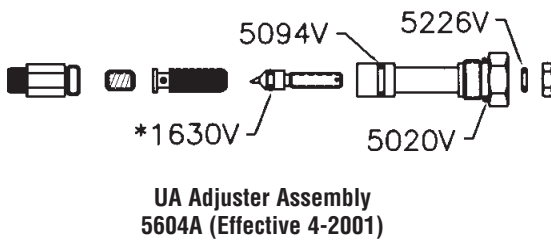
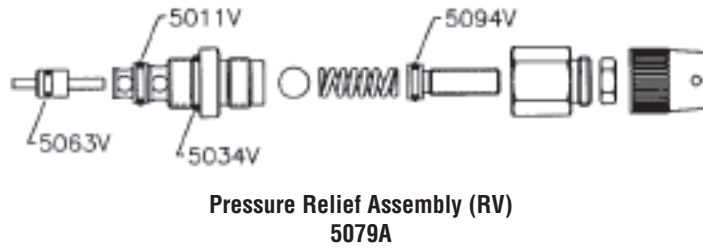
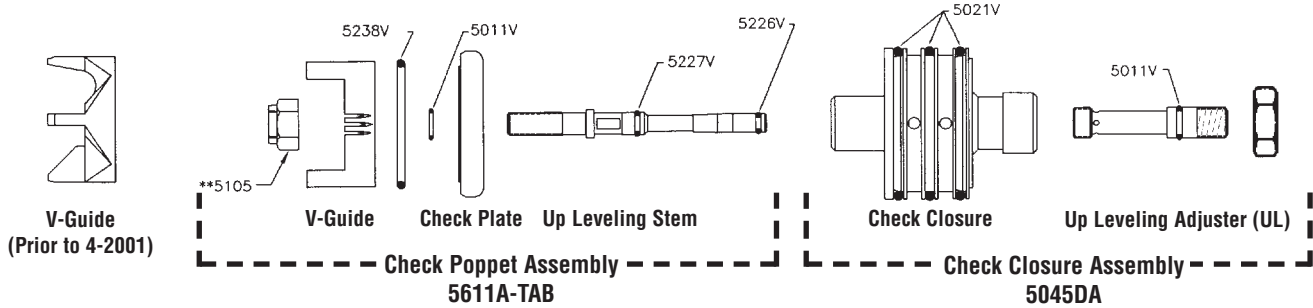


US, UT, DA, Adjuster Assembly
2400A

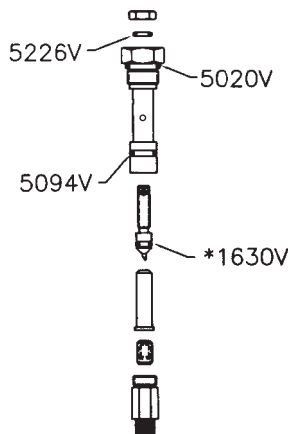
Parts Included With Kit 5131V

PART NUMBER	QTY	LOCATION & DESCRIPTION
1181V	1	DOWN PISTON O-RING (NOVEMBER 2005 AND LATER)
5025V	1	DOWN PISTON SEAL DISK
5009V	2	O-RINGS FOR BYPASS & DOWN PISTONS
A504V	1	O-RINGS FOR PUMP INLET
5021V	3	O-RINGS FOR CHECK CLOSURE
5238V	1	O-RINGS FOR CHECK PISTON ASSEMBLY
5013V	3	O-RINGS FOR BYPASS & DOWN CLOSURES
5111V	2	O-RINGS FOR BYPASS & DOWN PISTON SLEEVES
5034V	1	O-RING FOR PRESSURE RELIEF VALVE (RV) ASSY.
5030V	1	O-RING FOR MANUAL LOWERING ASSY.
5020V	2	O-RINGS FOR UA & DC ADJUSTERS
5011V	7	O-RINGS FOR DL, DM, UL, BP, PRV & UP LEVELING STEM
5004V	8	O-RINGS FOR DA, DT, DC, UT, UD, UA, PRV & DOWN LEVELING SPOOL
5227V	2	O-RINGS FOR UP LEVELING STEM & MANUAL LOWERING ASSEMBLIES
5063V	1	O-RINGS FOR PRESSURE RELIEF VALVE (RV)
5226V	8	O-RINGS FOR DA, DC, DT, UT, UD, UA ADJUSTERS, UP LEVELING STEM & DOWN CLOSURE
1630V	6	O-RINGS FOR DA, DC, DT, UT, UD, UA ADJUSTERS
5237V	1	O-RING FOR MANUAL LOWERING ASSEMBLY

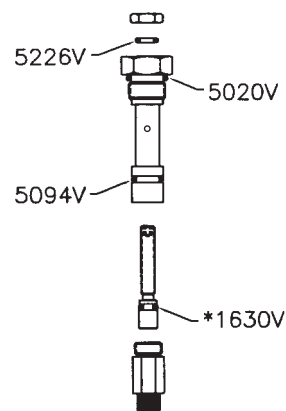
Kit # 5131V - UV-5A, T & TC Viton Seal Kit (cont.)



- For Information Only -
 UA Adjuster Assembly
 5089A (Prior to 4-2001)

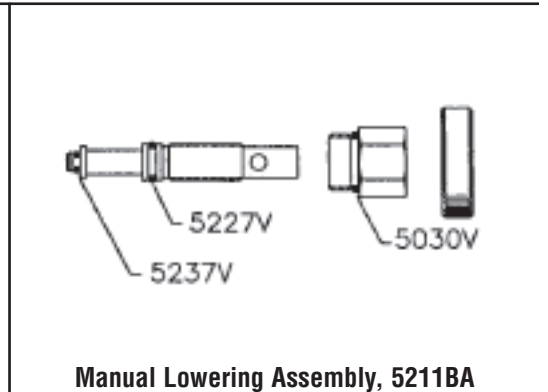
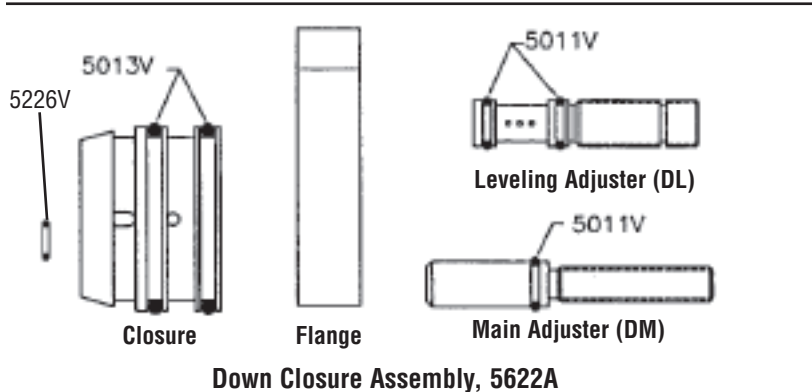
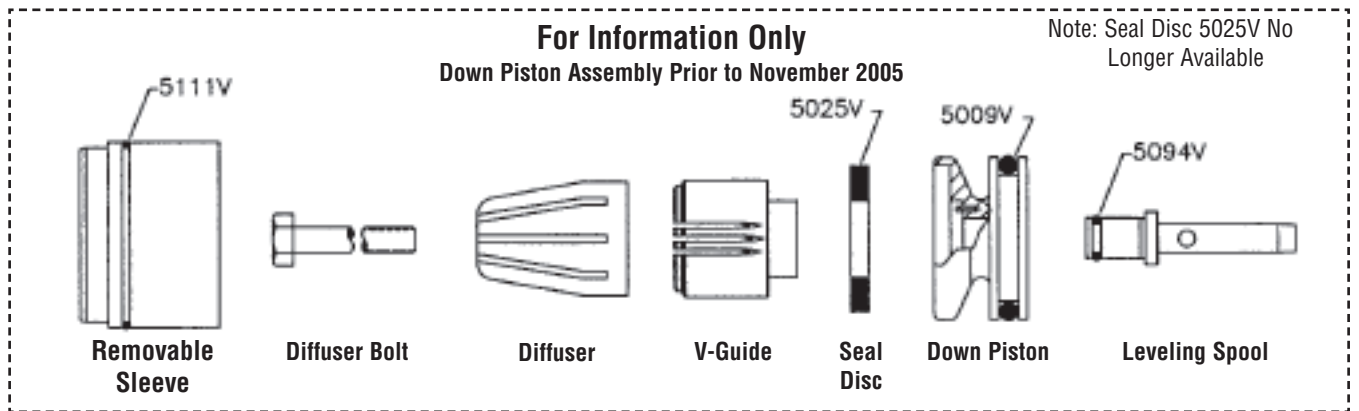
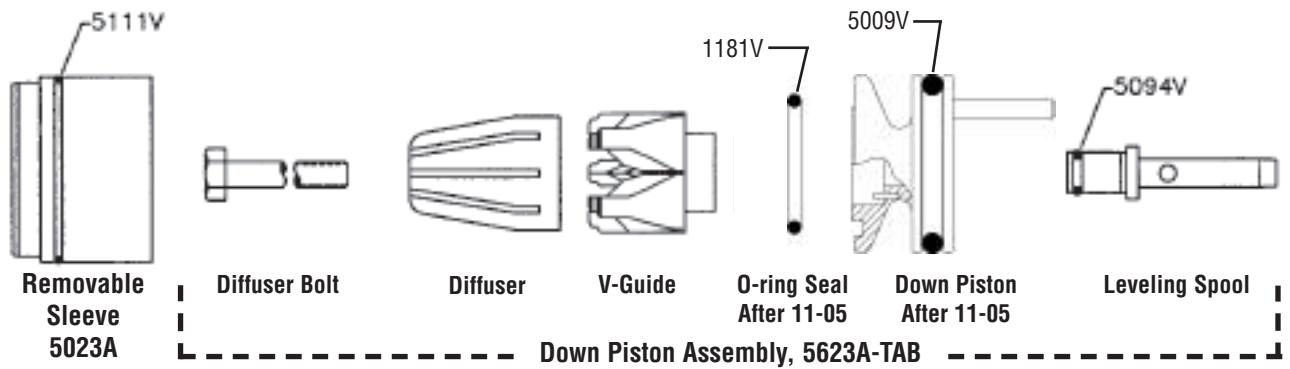
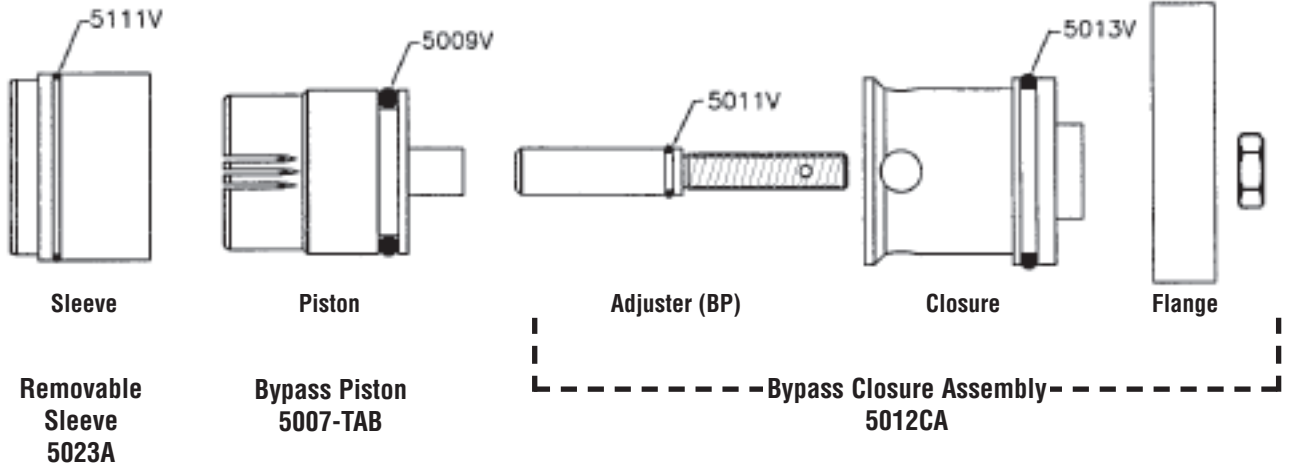


- For Information Only -
 DC Adjuster Assembly
 5101A (Prior to 4-2001)

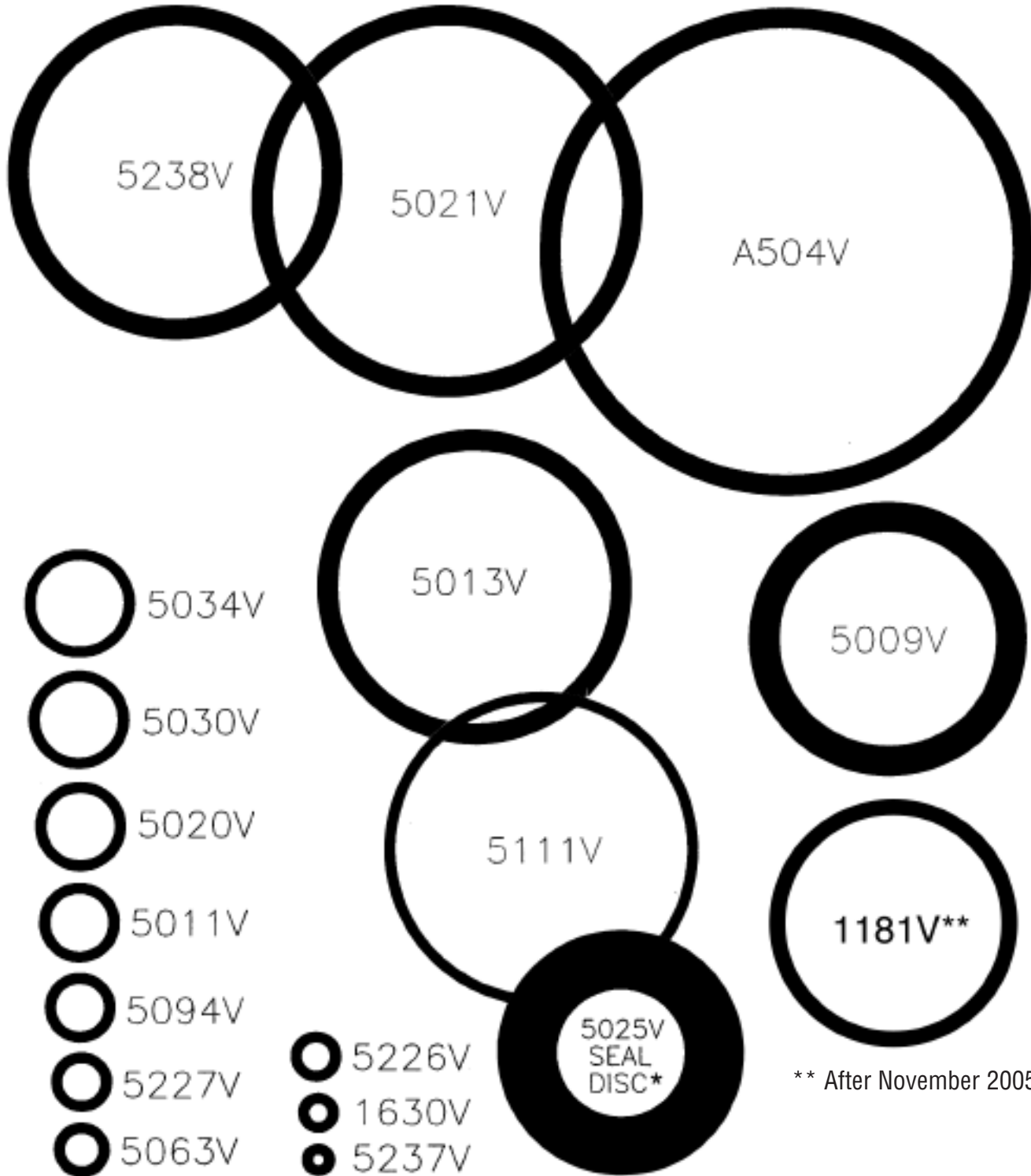


* Replacement of internal O-rings in the field is not recommended. However if O-rings are replaced, apply Loctite 222MS to threads of input cap assembly and tighten it snug tight to the adjuster body.
 ** Torque the check poppet jamb nut to 90 in.-lbs.

Kit # 5131V - UV-5A, T & TC Viton Seal Kit (cont.)



Kit # 5131V - UV-5A, T & TC Viton Seal Kit, O-Rings



** After November 2005

Prior to November 2005
 *Note: Seal Disc 5025V No Longer Available

NOTE: When replacing down piston o-ring seal** on down piston assembly, and reusing diffuser bolt, apply locktite compound #680 on diffuser bolt thread and torque the bolt to 90 in.-lbs. max.